

The following are merely a representation of colors, as swatches will not print or appear on monitor as an actual core color. Colors are not exact matches, and are matched to the closest PMS # indicated.

OPAQUE COLORS:

Light Blue
Close to PMS#297



Hospital Blue
Close to PMS#660



Royal Blue
Close to PMS #540



White



Light Green
Close to PMS #347




Teal
Close to PMS #321



Green
Close to PMS #3415



Black



Gray
PMS #Cool Gray 4c




Orange
Close to PMS #158



Red
Close to PMS #200




Pink
Close to PMS #182




Cranberry
Close to PMS #208



Tan
Close to PMS #7506



Yellow
Close to PMS #107



Purple
Close to PMS #267




* We also offer Clear and Frosted.

METALLICS:


Copper
Close to PMS #8043



Yellow-Gold
Close to PMS #8364



Green-Gold
Close to PMS #871



Silver
Close to PMS #877

